

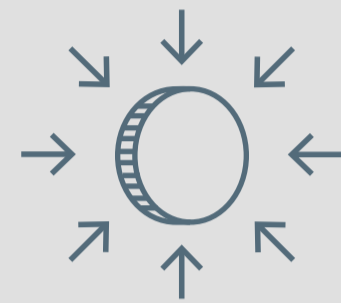
TOTAL REVENUE

13.3BN€

-11.8% vs 6M 2019

-7.6% at constant exchange rates

11BN€
-12.3 vs 6M 2019
-7.7% at constant exchange rates



TOTAL PREMIUMS



COMBINED RATIO

93.8%

in insurance companies

-2.1 p.p. vs 6M 2019

96.7%

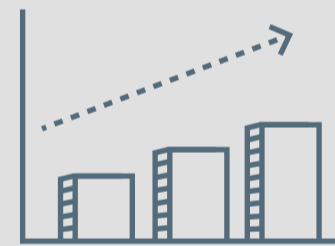
MAPFRE S.A.

+0.8 p.p. vs 6M 2019

271MN€

-27.7% vs 6M 2019

293 MN€ at constant exchange rates



NET RESULT



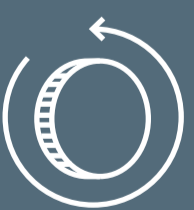
SOLVENCY II

177%

Ratio to March 2020

86% Tier 1

High quality funds



DIVIDEND

On June 25, the final dividend of 0.0858 euros gross per share was paid, after having proportionately applied the amount corresponding to treasury stock to the remaining shares.



MAPFRE

► For more information:

This information is public and can be found in more detail at:
<https://www.mapfre.com/en/financial-information/>